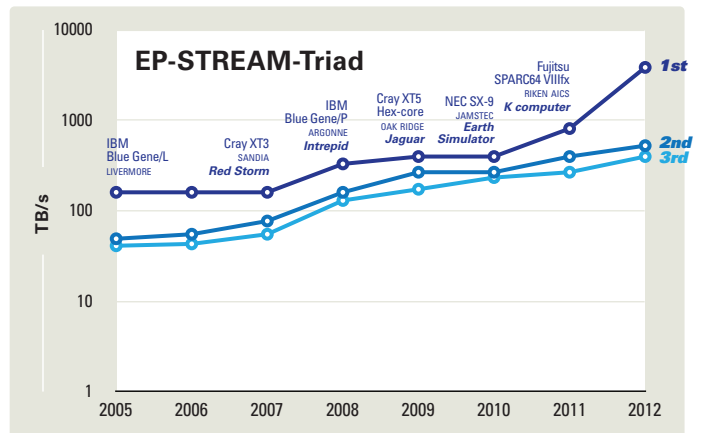
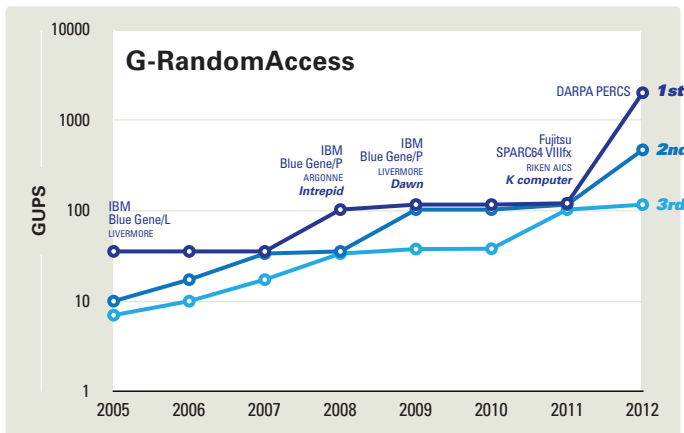
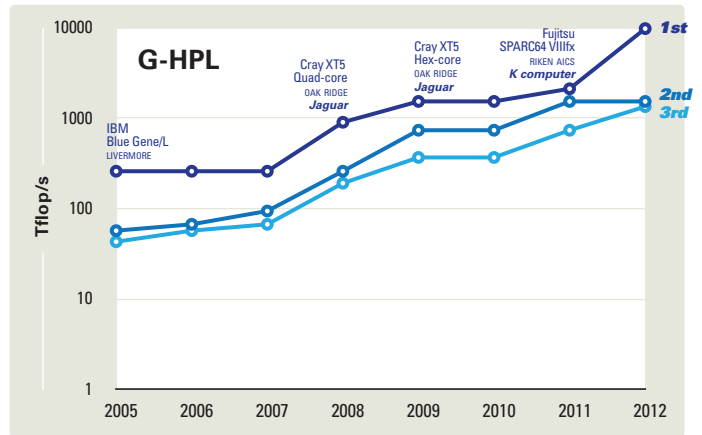
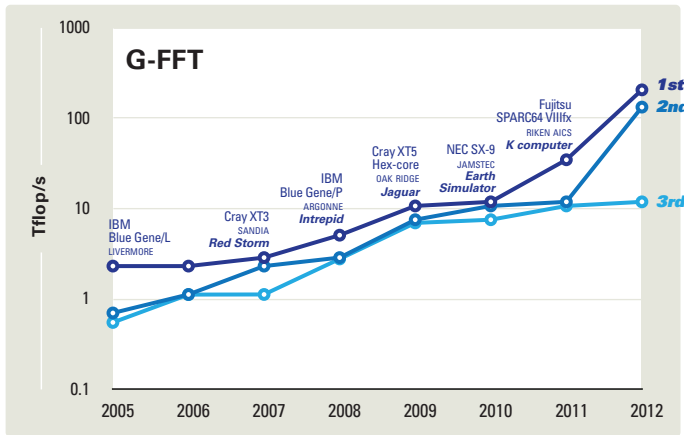


HPC CHALLENGE

HPC AWARDS CLASS 1: PERFORMANCE



HPC BENCHMARKS

- HPL**
 This is the widely used implementation of the Linpack TPP benchmark. It measures the sustained floating point rate of execution for solving a linear system of equations.
- STREAM**
 A simple benchmark test that measures sustainable memory bandwidth (in GB/s) and the corresponding computation rate for four vector kernel codes.
- RandomAccess**
 Measures the rate of integer updates to random locations in a large global memory array.
- PTRANS**
 Implements parallel matrix transpose that exercises a large volume communication pattern whereby pairs of processes communicate with each other simultaneously.
- FFT**
 Calculates a Discrete Fourier Transform (DFT) of very large one-dimensional complex data vector.
- b_eff**
 Effective bandwidth benchmark is a set of MPI tests that measure the latency and bandwidth of a number of simultaneous communication patterns.
- DGEMM**
 Measures the floating point rate of execution of double precision real matrix-matrix multiplication.



SPONSORED BY



National Science Foundation

EARL JOSEPH

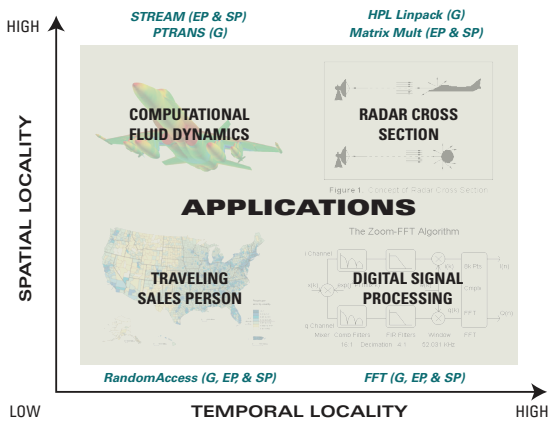


HPC CHALLENGE

PROJECT GOALS

- Provide performance bounds in locality space using real world computational kernels
- Allow scaling of input data size and time to run according to the system capability
- Verify the results using standard error analysis
- Allow vendors and users to provide optimized code for superior performance
- Make the benchmark information continuously available to the public in order to disseminate performance tuning knowledge and record technological progress over time
- Ensure reproducibility of the results by detailed reporting of all aspects of benchmark runs

LOCALITY SPACE OF MEMORY ACCESS IN APPLICATIONS



HPCC RESULTS PAGE

System / Processor / Config / System / Processor	System / Processor / Config / System / Processor	System / Processor / Config / System / Processor	System / Processor / Config / System / Processor	System / Processor / Config / System / Processor	System / Processor / Config / System / Processor	System / Processor / Config / System / Processor	System / Processor / Config / System / Processor	System / Processor / Config / System / Processor	System / Processor / Config / System / Processor
IBM SP LCR10000	64	1	84	0.000000	0.000000	0.000000	0.000000	0.000000	0.000000
IBM SP LCR10000	64	1	84	0.000000	0.000000	0.000000	0.000000	0.000000	0.000000
IBM SP LCR10000	64	1	84	0.000000	0.000000	0.000000	0.000000	0.000000	0.000000

SUMMARY OF HPCC AWARDS

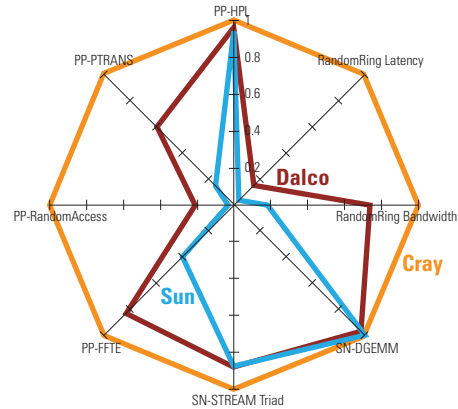
CLASS 1: Best Performance

- Best in G-HPL, EP-STREAM-Triad per system, G-RandomAccess, G-FFT
- There will be 4 winners (one in each category)

CLASS 2: Most Productivity

- One or more winners
- Judged by a panel at SC12 BOF
- Stresses elegance and performance
- Implementations in various (existing and new) languages are encouraged
- Submissions may include up to two kernels not present in HPCC
- Submission consists of: code, its description, performance numbers, and a presentation at the BOF

KIVIAT CHART WITH RESULTS FOR THREE DIFFERENT CLUSTERS



Dalco Operton/QsNet Linux Cluster AMD Operton
64 procs – 2.2 GHz
1 thread/MPI process (64)
QsNetII
11-04-2004

Cray XD1 AMD Operton
64 procs – 2.2 GHz
1 thread/MPI process (64)
RapidArray Interconnect System
11-22-2004

Sun Fire V20z Cluster AMD Operton
64 procs – 2.2 GHz
1 thread/MPI process (64)
Gigabit Ethernet, Cisco 6509 switch
03-06-2005

FEATURE HIGHLIGHTS OF HPCC 1.4.3

- Increased the size of scratch vector for local FFT tests that was missed in the previous version (reported by SGI)
- Added Makefile for Blue Gene/P contributed by Vasil Tsanov.
- Released in August 2013



SPONSORED BY



National Science Foundation

EARL JOSEPH

